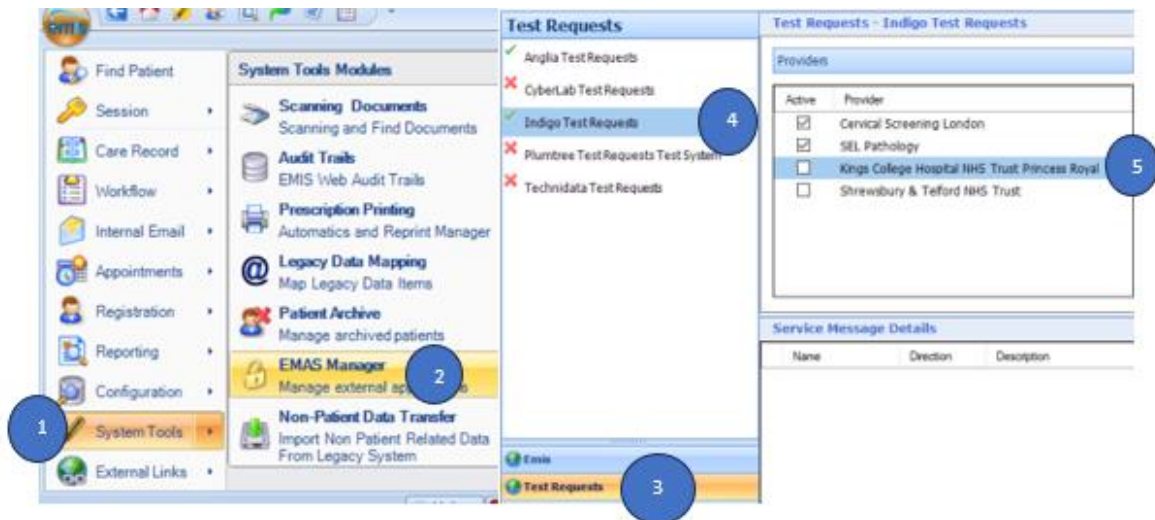


Deactivate decommissioned KCH/PRUH test request providers.

Please following the following steps to deactivate the Kings/PRUH old TQuest provider as this has now been decommissioned.

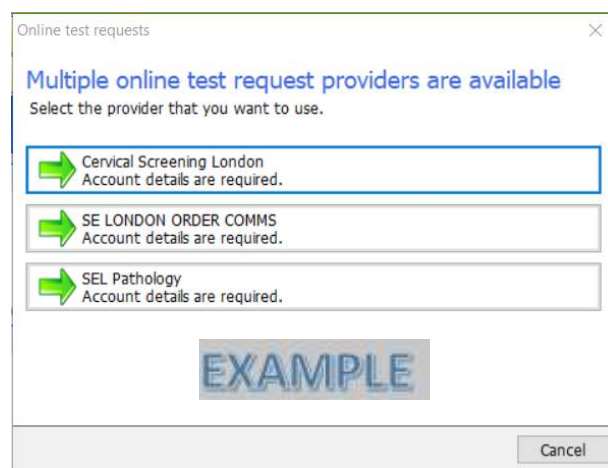


Steps to follow.

1. Go to System Tools
2. Click EMAS Manager
3. Click the Test Request Tab
4. Click on Indigo
5. **Untick Kings College Hospital NHS Trust Princess Royal Provider**

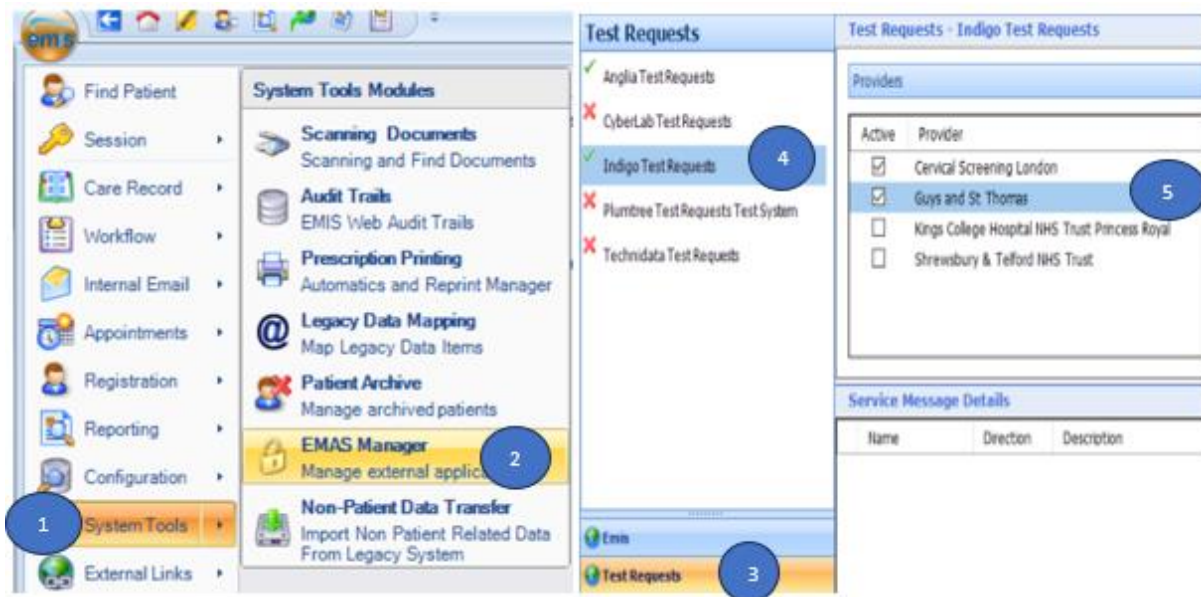
Please note for Step 5 – The provider, may be written in different naming conventions such as KCH/PRUH, Viapath/PRUH, Synnovis PRUH, KCH Princess Royal or Viapath KCH.

When the Kings College Hospital NHS Trust Princess Royal Provider has been unticked, you will no longer have this option available to you within the Online test request options box and you should now only have the active options available to you (see example below).




Rename the new Guys and St Thomas TQuest

Please following the following steps to rename the new Guys and St Thomas TQuest



Steps to follow.

1. Go to System Tools
2. Click EMAS Manager
3. Click the Test Request Tab
4. Click on Indigo
5. Highlight Guys and St Thomas provider.



Step 6. click on the Edit Provider icon on the page menu

Step 7. Change the description and rename to SEL Pathology and click the Save button.

The 'Edit provider' dialog box shows the following fields and options:

- Description: SEL Pathology (highlighted)
- URL: `https://gstt-tquest.gstt.nhs.uk/tquest/index.php?f_c`
- NACS: R3100
- Use patient number as identifier
- Allow users to add this provider's account details.
- Buttons: Save (highlighted), Cancel

If you need further support in carrying out the 2 actions above, please raise a ticket with bhc.ithelpdesk@nhs.net and your request will be passed to the relevant team to support you